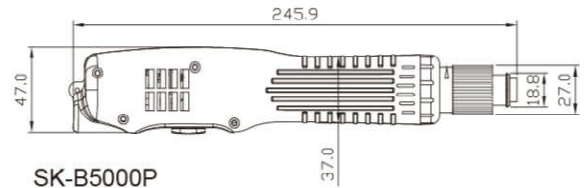
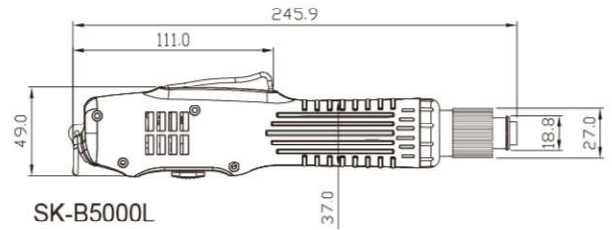
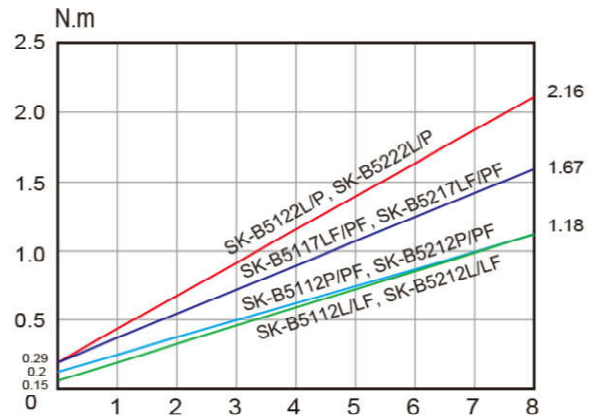




External Dimension



Torque Range Chart



- AC plug ; no adaptor needed.
- Torque range 1.5~22kgf.cm.
- Adopts High-Functional Brushless Motor.
- Best fit for general machine screws operation.
- High rotation speed.

Specifications

Model		SK-B5112L	SK-B5112LF	SK-B5117LF	SK-B5122L	SK-B5212L	SK-B5212LF	SK-B5217LF	SK-B5222L
		SK-B5112P	SK-B5112PF	SK-B5117PF	SK-B5122P	SK-B5212P	SK-B5212PF	SK-B5217PF	SK-B5222P
Input Voltage		AC110~120V 50/60Hz				AC220~240V 50/60Hz			
Torque	(kgf.cm)	L:1.5~12 P:2~12	L:1.5~12 P:2~12	3~17	3~22	L:1.5~12 P:2~12	L:1.5~12 P:2~12	3~17	3~22
	(Lbf.in)	L:1.33~10.44 P:1.77~10.44	L:1.33~10.44 P:1.77~10.44	2.57~14.78	2.57~19.12	L:1.33~10.44 P:1.77~10.44	L:1.33~10.44 P:1.77~10.44	2.57~14.78	2.57~19.12
	(N.m)	L:0.15~1.18 P:0.2~1.18	L:0.15~1.18 P:0.2~1.18	0.29~1.67	0.29~2.16	L:0.15~1.18 P:0.2~1.18	L:0.15~1.18 P:0.2~1.18	0.29~1.67	0.29~2.16
Repeatable Torque Accuracy(%)		±3%							
Torque Adjustment		Stepless							
Free Speed(r.p.m)		1200	2000	2000	1200	1200	2000	2000	1200
Power Consumption		0.4A				0.2A			
Screw Size Dia (mm)	Machine Screw	1.6~3.0	1.6~3.0	1.6~3.5	2.3~4.0	1.6~3.0	1.6~3.0	1.6~3.5	2.3~4.0
	Tapping Screw	1.6~2.6	1.6~2.6	1.6~3.0	2.3~3.5	1.6~2.6	1.6~2.6	1.6~3.0	2.3~3.5
Weight(g)		470							
Length(mm)		245							
ESD(Anti-Static)		-							
ETL		✓				-			
CE		-				✓			
RoHS		✓							
Bit Type		A		B		C		D	

Accessories



90° Degree Attachment KL-2 (only "L" type)